

TECHNICAL BULLETIN

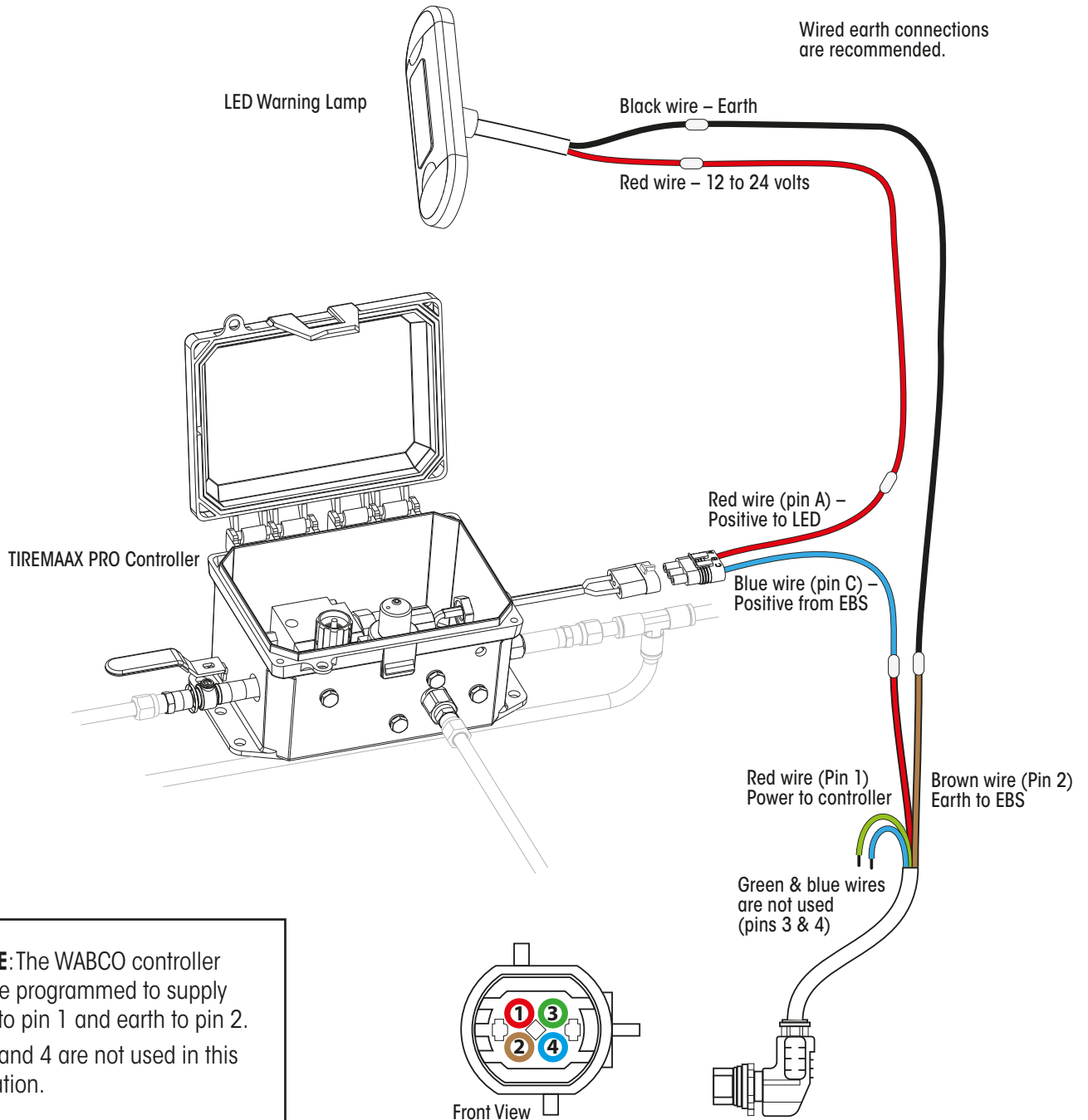
TIREMAAX™ PRO WARNING LAMP WIRING

LIT NO: 97117-294

DATE: May 2021

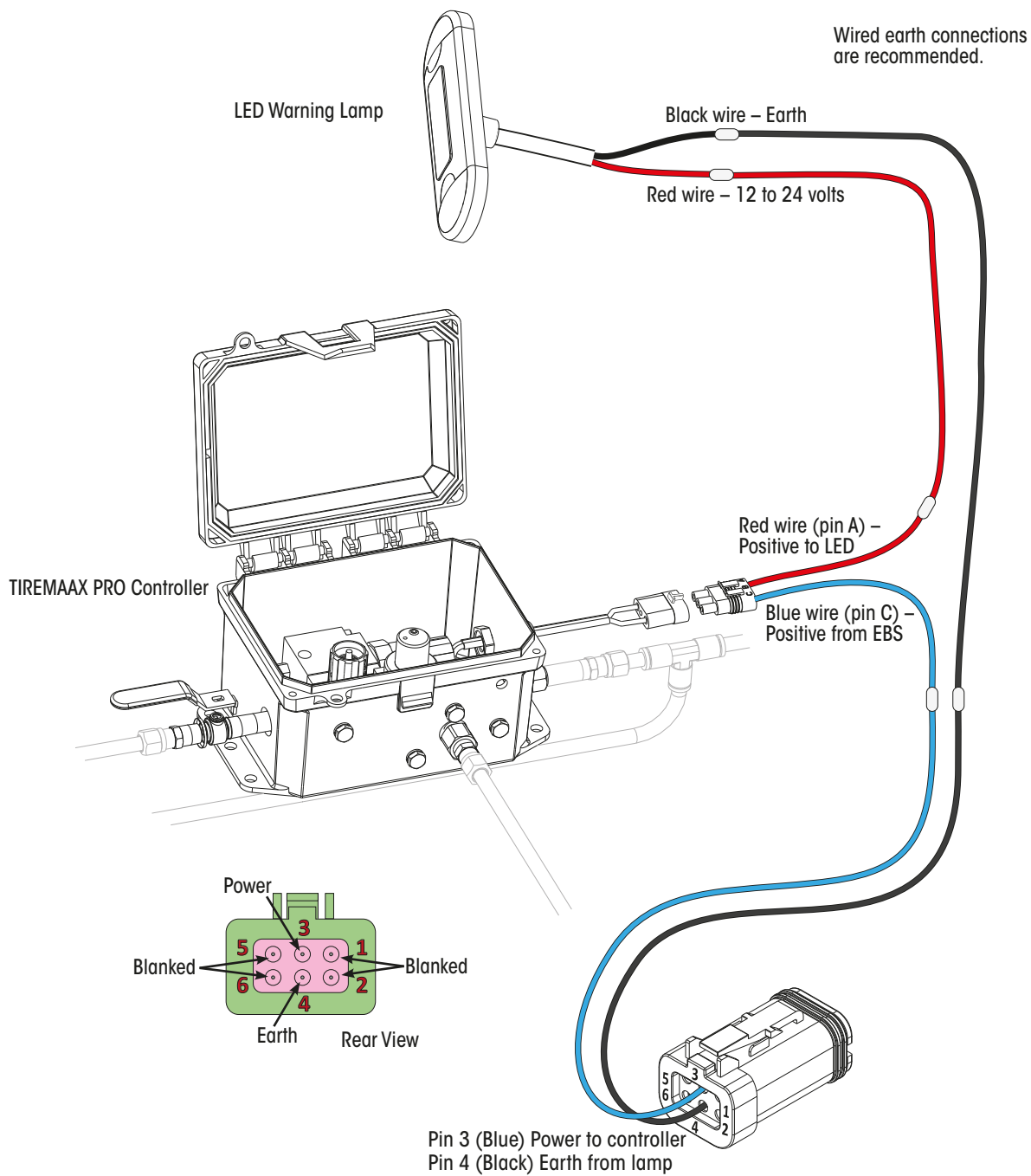
REVISION: 01

WABCO EBS CONTROLLER



NOTICE: The WABCO controller must be programmed to supply power to pin 1 and earth to pin 2. Pins 3 and 4 are not used in this application.

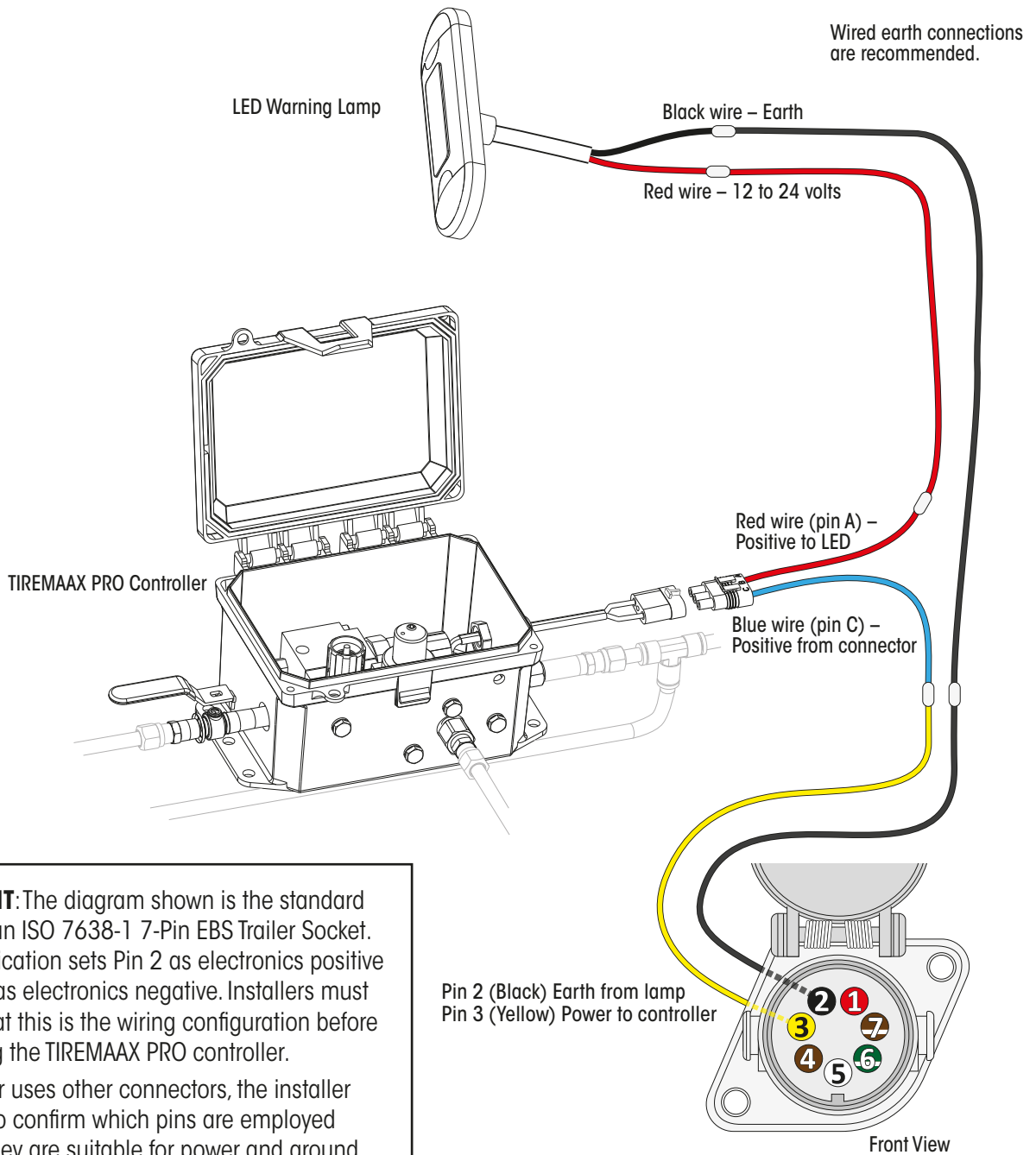
KNORR-BREMSE EBS CONTROLLER



NOTICE: The Knorr-Bremse controller must be programmed to supply power to pin 3 and earth to pin 4. Pins 1, 2, 5 and 6 are not used in this application and must be blocked off with the blanking pins to prevent contamination.



TRAILER PLUG CONNECTOR 7-PIN EBS ISO 7638-1 TRAILER SOCKET



IMPORTANT: The diagram shown is the standard wiring for an ISO 7638-1 7-Pin EBS Trailer Socket. This specification sets Pin 2 as electronics positive and Pin 4 as electronics negative. Installers must confirm that this is the wiring configuration before connecting the TIREMAAX PRO controller. If the trailer uses other connectors, the installer will need to confirm which pins are employed and that they are suitable for power and ground. Older trailers may not have a power terminal and may need to have power (via a fused connection) added to an unused pin.

Actual product performance may vary depending upon vehicle configuration, operation, service and other factors. All applications must comply with applicable Hendrickson specifications and must be approved by the respective vehicle manufacturer with the vehicle in its original, as-built configuration. Contact Hendrickson for additional details regarding specifications, applications, capacities, and operation, service and maintenance instructions.

Need Help? Call 03 8792 3600 or Email customerservice@hendrickson.com.au



www.hendrickson.com.au

HENDRICKSON ASIA PACIFIC PTY LTD
 ABN 21 004 992 769
 32-44 Letcon Drive, P.O. Box 1063
 Dandenong, Victoria, 3175
 61.3.8792.3600 • Fax 61.3.8792.3699

HENDRICKSON NEW ZEALAND
 Unit P, 24 Allright Place
 Mt Wellington, Auckland, 1060
 64.9.570.4721 • Fax 64.9.570.4816