


TECHNICAL PUBLICATION

RT/RTE SERIES




NO: 17730-189

SUBJECT: Top Pad Bolt Length Selection Guide

DATE: February, 2000 REVISION: B

INTRODUCTION

Hendrickson genuine Grade 8 Top Pad bolts can be identified by the  trademark on the bolt head. Top pad bolts are offered in various "A" dimensions in $\frac{1}{4}$ inch increments from $7\frac{3}{4}$ to and including 14 inches. Refer to the selection matrix on the back side of this publication.

Lubricate all threads with SAE-30 oil before assembly.

TOP PAD BOLT LENGTH

The bolt dimension can be obtained by measuring the removed bolt, or by using the following guidelines:

- Dimension "A" should be $3\frac{1}{4}$ inches plus the spring pack thickness.
- Dimension "B" should be 1.88 inches.

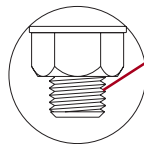

It is recommended that a minimum of 3 full threads to a **MAXIMUM** of 5 full threads extend beyond the end of the nut **AFTER** torquing to 275-300 ft. lbs. For complete service instructions for RT/RTE Series see Technical Publication 17730-070.

These guidelines are necessary to assure:

1. Full thread engagement in the locknut.
2. That proper clearance is maintained at all times between either the equalizing beams, or the frame in certain reverse bolt head applications.

Failure to follow these guidelines can result in reduced axle/beam articulation, gouged beams directly under the top pad bolts (leading to premature beam replacement), or to gouged and cracked frames if the reverse bolt head application is used.

Using correct length top pad bolts will contribute toward a longer life and better overall performance of the Hendrickson RT Series suspension.



3 Minimum to 5 Maximum full threads showing after torquing to specifications. Tightening Torque 275-300 FT. LBS.

For The Road Ahead

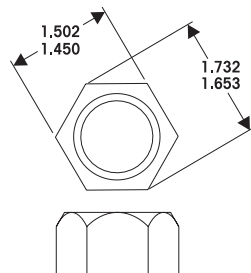
 **HENDRICKSON**

SELECTION CHART

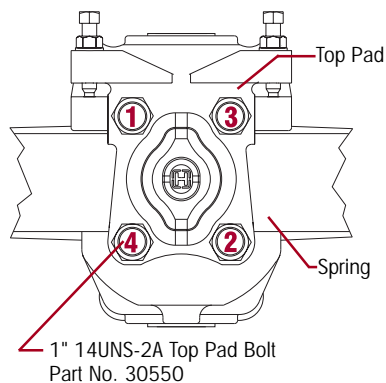
PART NO.	DIM. A	DIM. B
30550-016	7.75	1.88
30550-017	8.00	1.88
30550-018	8.25	1.88
30550-019	8.50	1.88
30550-001	8.75	1.88
30550-002	9.00	1.88
30550-003	9.25	1.88
30550-004	9.50	1.88
30550-005	9.75	1.88
30550-006	10.00	1.88
30550-007	10.25	1.88
30550-008	10.50	1.88
30550-009	10.75	1.88

PART NO.	DIM. A	DIM. B
30550-010	11.00	1.88
30550-011	11.25	1.88
30550-012	11.50	1.88
30550-013	11.75	1.88
30550-014	12.00	1.88
30550-015	12.25	1.88
30550-020	12.50	1.88
30550-021	12.75	1.88
30550-022	13.00	1.88
30550-023	13.25	1.88
30550-024	13.50	1.88
30550-025	13.75	1.88
30550-026	14.00	1.88

Part No. 08017
14 UNS 2B Thread Grade C
Use with Part No. 30550 Bolt



Assemble the top pad screws and
evenly tighten in the sequence shown below.
Tightening Torque 275-300 FT. LBS.



Flat Hardened
Washers 1"
Part No. 22962-006

Flat Hardened
Washers 1"
Part No. 22962-006

1" 14UNS-2B Locknut
Part No. 08017-000

